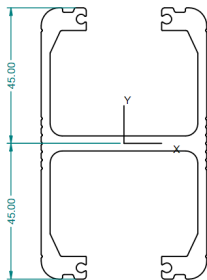


KwikTrak technical data

H90 Profile

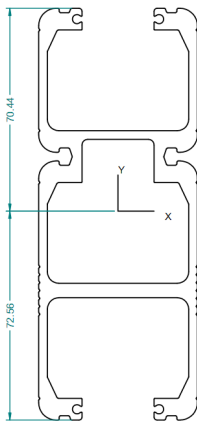


Total Area: 1118.64 mm²
 Global X Moment (I_{xx}): 880 057.46 mm⁴
 Global Y Moment (I_{yy}): 539 070.48 mm⁴

Extreme fiber distance from xx axis : 45.0 mm
 Material: Aluminum 6063T5
 Linear weight: 3.08 kg/m

Maximum load and span as per span chart
 Maximum deflexion L/200 when span chart is followed

H140 Profile

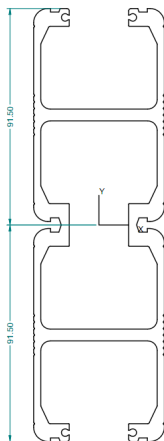


Total Area: 1855.84 mm²
 Global X Moment (I_{xx}): 3 264 855.97 mm⁴
 Global Y Moment (I_{yy}): 866 759.64 mm⁴

Extreme fiber distance from xx axis : 72.56 mm
 Material: Aluminum 6063T5
 Linear weight: 5.11kg/m

Maximum load and span as per span chart
 Maximum deflexion L/200 when span chart is followed

H180 Profile

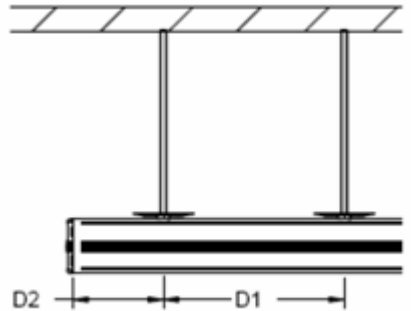


Total Area: 2293.70 mm²
 Global X Moment (I_{xx}): 6 598 890.43 mm⁴
 Global Y Moment (I_{yy}): 1 089 530.16 mm⁴

Extreme fiber distance from xx axis : 91.50 mm
 Material: Aluminum 6063T5
 Linear weight: 6.32 kg/m

Maximum load and span as per span chart
 Maximum deflexion L/200 whe span chart is followed

The « D1 » span, which consists of the **maximum** distance (center to center) between two consecutive brackets as indicated on the following chart:



NEW SPAN CHART FOR KWIKTRAK RAIL SYSTEMS (D1)

Rail	SWL LIFTER			
	265 lb (120 kg)	440 lb (200 kg)	600 lb (272 kg)	1000 lb (455 kg)
H90	88" (2,30 m)	82" (2,10 m)	70" (1,80 m)	39" (1,00 m)
H140	170" (4,30 m)	161" (4,10 m)	137" (3,50 m)	98" (2,50 m)
H180	236" (6,00 m)	228" (5,80 m)	196" (5,00 m)	153" (3,90 m)

Please take note :

- The maximum admissible length of the track overhang, distance « D2 » between the last bracket and the end of the track, remains at 12" (0.3 m);
- This chart is applicable to KWIKtrak rail only (# 200*128**)

