

Handi-Move International • Specialist for lifting at home

Lift & Care Systems



Handi-Move International • Specialist for lifting at home

The Handi-Move Ceiling Hoist

MODEL HM2500



Difference mobile lift / fixed system

- **Mobile lifts**

- **Advantages**

- direct transfers

- can be used everywhere

- no installation

- **Limitations**

- not usable in small rooms

- difficult to manoeuver

- stands sometimes in the way

Examples mobile lifts



Difference mobile lift/fixed system

- Fixed systems

- Advantages

saves space

easy to move around

for independent use

quick and efficient

- Limitations

rails have to be provided

attachment

Examples of fixed systems

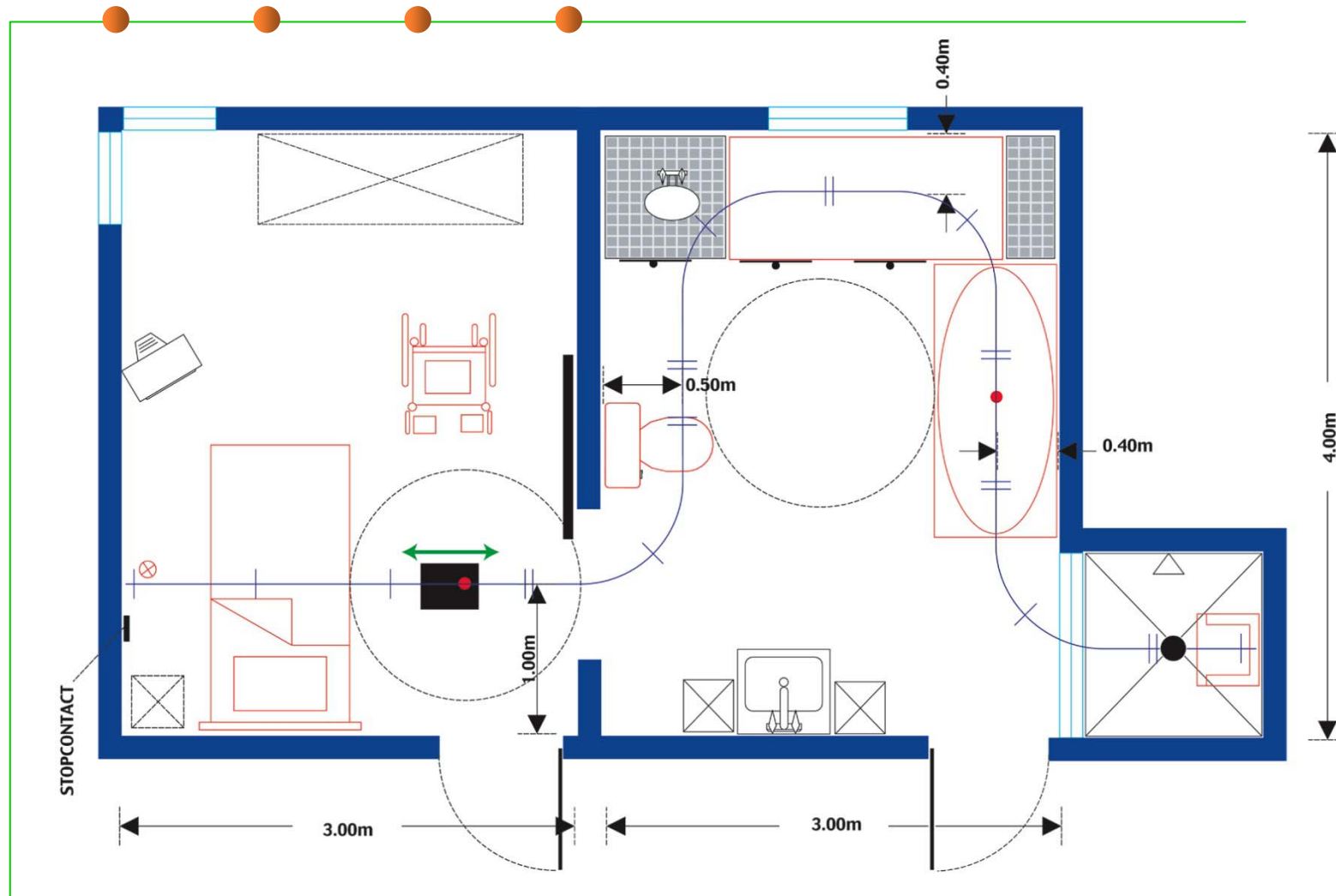


Why is a ceilingmotor (in most cases) the better solution compared to a mobile system ?

Advantages

- The COMPLETE ROOM can be used
- The user has the possibility to use the system independently
- FAST, no obstacles
- Requires almost NO PHYSICAL EFFORT

Example of a Floor Plan



Technical characteristics

- High adjustable speed
 - Comfortable for the user
 - Saves time for the caregiver
- High lifting capacity: 200 Kg
- High degree of independence
- Dual controls
- Easy to move
- Simple, mechanical emergency down

■ For independent use

- Combined with the Handi-Move body support, the user is able to transfer independently from bed to wheelchair, to toilet,....
- This ceiling hoist has not only an up/down function but also a lateral motor (left/right).
- Stops automatically at certain predetermined places:
 - on the charging pins
 - in the middle of the toilet, ...

Examples of independent use



- Attendant care systems
 - Combined with the Handi-Move body support, slings or the seat sling, the user can be transferred from bed to wheelchair, to the toilet,....with the assistance of a caregiver.

Examples of attendant care systems




Which railsystems are possible
combined with the ceiling
hoist ?

Ceiling track installations

- Simple rail
 - Fixed directly to the ceiling
 - White enamelled aluminium
 - Attached by means of suspension brackets
 - Including curves (if necessary)


Examples of simple rails



Ceiling track installations

- Reinforced rail
 - Wall-to-wall
 - White enamelled aluminium
 - Standard length up to 7 metres
 - Attached with wall plates


Examples of reinforced rails



Ceiling track installations

- X-Y system
 - Reaches the entire room
 - Exists in motorized version for independent use.

Example X-Y system



Ceiling track installations

- Switch and turntable
 - Switch: 3 exits
 - Turntable: 4 exits

Examples of switch and turntable



SUMMARIZED

- SPACE can be fully used
- The user can use the system independently if so desired
- FAST, no obstacles
- Requires almost NO PHYSICAL EFFORT from the caregiver

CONCLUSION

The many advantages of a ceiling motor certainly make it worthwhile to consider!

A mobile system is often mistakenly chosen: - lack of information

- lack of facilities during construction or renovation