



Westholme
moving and handling people

Sling Solutions



Westholme Slings

SLING FEATURES

The Westholme range of slings is the result of many years of experience in assessment and clinical expertise, combined with input from professional workers and users of slings. As a result the range is a collection of subtly unique designs, combined with the use of modern materials and technology which produces comfort, security, support and dignity for the user, and aids correct application of the sling by the carer. The range of slings are equally suitable for Mobile and Ceiling track hoists.

All our slings are produced here in the UK and carry the CE mark. They are manufactured in an accountable, quality controlled ISO 9001 system including rigorous testing.

The Westholme range has been carefully developed to provide a sling suitable for most situations. Selection of the most appropriate sling should be undertaken by a suitable, qualified person and carers should be trained in its correct use.

Where a custom made sling is required, we are able to offer this service together with the assistance of experienced assessors.



Polyester Heatset

A smooth knitted fabric with flexible and stretch abilities, which enables ease of application as well as added comfort yet allows through passage of water for draining in bathing applications.

Slip Fit

A thin yet strong 'Para silk' nylon material with low friction properties allowing it to be fitted more easily into a tight fitting / Moulded Chair.



1 SHAPE AND STRAP POSITIONS

At every point of the sling, the size and shape has been carefully selected to produce the most appropriate design. Minor and major design alterations both in methods of manufacture, subtle shape changes and strap positioning have produced the ultimate in sling design.

2 COLOURED LOOP STRAPS

Westholme has uniquely adopted individually coloured loops on all straps, so that no two loops are the same colour. This prevents confusion after the assessment has been carried out and a care plan has been completed.

3 BINDING & LEG SECTIONS

Binding helps maintain the shape and gives integrity to a sling, however, bindings by their very nature have less stretch than the material and can cause pressure to the thigh area. Therefore, to reduce pressure to the thighs, the Westholme range of slings have been manufactured in such a way that we have been able to remove the binding on the outer side of the leg section. This optimises comfort without compromising the support offered by the leg section.

4 LEG SECTIONS

To help with sling application and increase comfort for the user, padding has been applied only to the part of the leg section where the user's leg will be in contact with the sling, thus eliminating unnecessary bulk in areas where it is not functional.

5 LABEL

Every sling is carefully and clearly labelled as follows:

- Type of sling
- Size
- Safe working load
- Serial Number
- Care Instructions
- LOLER examination record
- Space for name of user/issue date
- CE mark
- Centre marker
- Barcode

6 GRAB HANDLES

Each sling has a pair of grab handles on the outside to facilitate correct handling during positioning and transfer. There is no central grab handle, use of which can lead to poor manual handling practice.

7 CENTRE MARKERS

Centre line markers assist the carer to correctly position the sling especially from a lying position or when introducing the sling with the aid of a slide sheet.

8 COLOUR CODED EDGING

For ease of instant recognition, slings have coloured edging on the upper sections. Each colour represents a size

| |
|---------|
| X Large |
| Large |
| Medium |
| Small |
| Junior |
| Child |
| Special |

9 STRAP CONNECTIONS

On the inside of the sling, all strap connection points have been covered with polyester material to protect the client's skin when applying or using the sling.

10 TORSION LOOPS

All slings have a neat torsion loop where the leg strap joins the sling which holds the leg sections in the intended position.

Mesh

High quality polyester mesh with polyester quilted lining. Good drainage properties.

Patient Specific

Non woven polyester suitable for short term use only – not suitable for washing – ideal to prevent cross infection or where a sling is only required for a limited period

MATERIALS

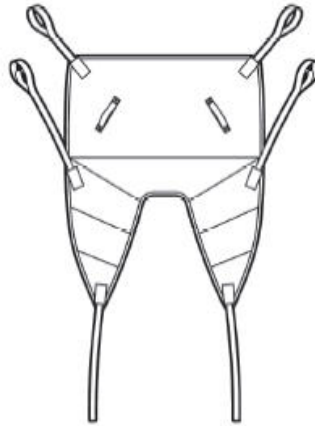
The range of material selected for the Westholme slings gives a variety of options in material choice from supportive through to slip fit. Wherever possible, slings are made out of one piece of material to eliminate unnecessary seams joining different sections. Seams can be bulky and uncomfortable for the user.

Range Of Slings

Universal Sling

The Universal design of sling is the most commonly supplied sling for general transfer purposes. This sling is easy to fit yet very supportive and the sling can be used in a divided leg or cross over position.

- Side strap for added comfort
- Quilted leg sections and no binding on outer leg section for added comfort.
- Generous commode aperture for toileting purposes for clients not wearing any lower garments.



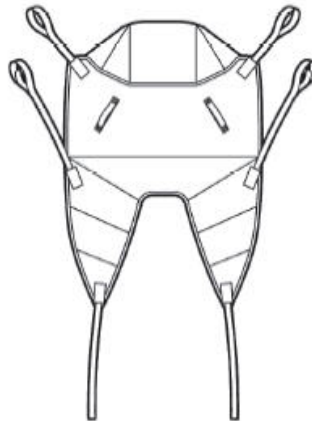
P101

| Sizes Available | Safe Working Load |
|-----------------|-------------------|
| X Large | 45 Stones / 286kg |
| Large | 30 Stones / 191kg |
| Medium | 30 Stones / 191kg |
| Small | 30 Stones / 191kg |
| Junior | 30 Stones / 191kg |
| Child | 30 Stones / 191kg |

MATERIALS:
Polyester Heatset,
Mesh, Slip Fit

Universal Sling with Head Support

Made to the same specification as the Universal sling with the addition of a padded head support for those clients who need support for their heads whilst being hoisted to and from a supine position.



P102

| Sizes Available | Safe Working Load |
|-----------------|-------------------|
| X Large | 45 Stones / 286kg |
| Large | 30 Stones / 191kg |
| Medium | 30 Stones / 191kg |
| Small | 30 Stones / 191kg |
| Junior | 30 Stones / 191kg |
| Child | 30 Stones / 191kg |

MATERIALS:
Polyester Heatset,
Mesh, Slip Fit

Hammock Sling

The Hammock sling provides maximum support to the sacral area and is used in cases where the Universal Sling is unsuitable. The sling can be used in a divided leg or cross over position; this also gives good support for the amputee (risk assessment must be carried out for amputee clients)

- Quilted leg sections and no binding on outer leg section for added comfort.
- Commode Aperture for toileting purposes for clients not wearing any lower garments.



P111

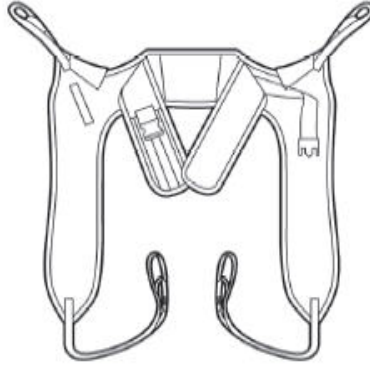
| Sizes Available | Safe Working Load |
|-----------------|-------------------|
| X Large | 45 Stones / 286kg |
| Large | 30 Stones / 191kg |
| Medium | 30 Stones / 191kg |
| Small | 30 Stones / 191kg |
| Junior | 30 Stones / 191kg |

MATERIALS:
Polyester Heatset,
Mesh, Slip Fit

Dual Access Sling

The Dual Access Sling is designed to be used with either a patient lifting hoist or a Standaid and give access to remove and refit lower garments for toileting transfers.

- V-Shape boned padded back panel with non-slip surface for extra support
- Cut away section to reduce pressure under arms.
- Having both Velcro & Buckle fastening gives extra security and also allows chest band to be adjusted during the lift.



P115

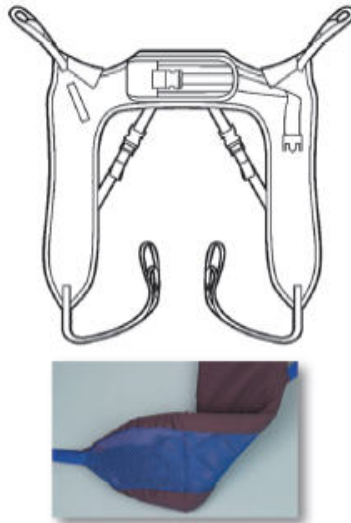
| Sizes Available | Safe Working Load |
|-----------------|-------------------|
| X Large | 45 Stones / 288kg |
| Large | 30 Stones / 191kg |
| Medium | 30 Stones / 191kg |
| Small | 30 Stones / 191kg |
| Junior | 30 Stones / 191kg |
| Child | 30 Stones / 191kg |

MATERIALS:
Polyester Heatset

Dual Access Sling with added Pressure Relief

Made to the same specification as the Dual Access sling except:

- Additional padding has been added to the leg sections to increase comfort for the client.
- An adjustable buckled strap has been placed between the leg section and the back panel. This can be an effective aid to the maintenance of body position.



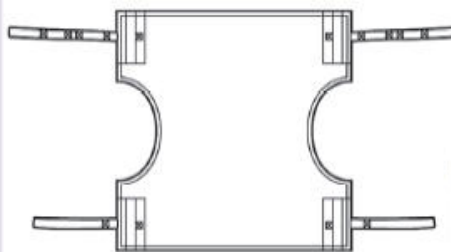
P115S

| Sizes Available | Safe Working Load |
|-----------------|-------------------|
| X Large | 45 Stones / 288kg |
| Large | 30 Stones / 191kg |
| Medium | 30 Stones / 191kg |
| Small | 30 Stones / 191kg |
| Junior | 30 Stones / 191kg |
| Child | 30 Stones / 191kg |

MATERIALS:
Polyester Heatset

Comfort Recline

The comfort recline sling is designed for the amputee but it is also suitable for clients who have to remain in the sling for extended periods. The space saver material is fully breathable and stretches to mould into the shape of a chair. This sling features "pockets" for straps to be folded into safely out of the way when user is not being hoisted.



P117

| Sizes Available | Safe Working Load |
|-----------------|-------------------|
| X Large | 45 Stones / 288kg |
| Large | 30 Stones / 191kg |
| Medium | 30 Stones / 191kg |
| Small | 30 Stones / 191kg |

MATERIALS:
Space Saver Fabric

Other materials to order

Paediatric Slings

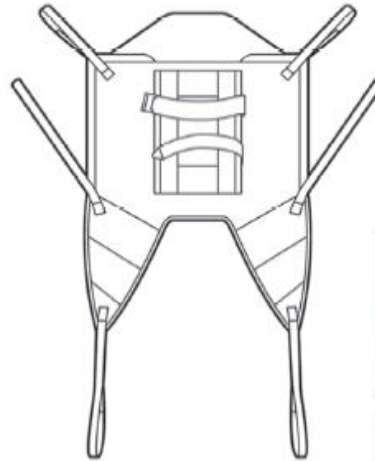
Muscular Dystrophy Sling

Designed in conjunction with the Muscular Dystrophy Society, this sling is designed to give maximum support throughout the spine as well as head support. This is achieved by including double wadding and bones giving support through the full length of the sling.

- Includes waist and chest strap as standard.
- Side strap for added comfort
- Quilted leg sections and no binding on outer leg section for added comfort.
- Commode aperture for toileting purposes for clients not wearing any lower garments



P105



| Sizes Available | Safe Working Load |
|-----------------|-------------------|
| Small | 30 Stones / 191kg |
| Junior | 30 Stones / 191kg |
| Child | 30 Stones / 191kg |

MATERIALS:
Polyester Heatset, Mesh



Dual Access features
Velcro and Buckle Chest Band



**Universal Sling
with Padded
Head Support**

MATERIALS: Polyester Heatset,
Mesh, Slip Fit, Patient Specific



**Dual Access
Sling**

MATERIALS:
Polyester
Heatset



**Hammock
Sling**

MATERIALS:
Polyester Heatset,
Mesh, Slip Fit

Stand Aid Slings

Chest Sling

The chest sling is suitable for those patients who have a degree of weight bearing ability. It is designed to assist the patient to stand, ideal to facilitate toileting or help in the rehabilitation program.

Posterior Sling

The posterior sling gives extra support to the hip area when used in conjunction with the chest sling. Once the client is in a standing position it automatically reduces its support allowing access to remove clothing if required.

Dual Access Sling

The dual access sling can also be used with the standaid. It gives extra support if the client can not facilitate the standing procedure, yet still allowing the toileting procedure or general chair to chair transfers.



Chest Sling P119

| Sizes Available |
|-----------------|
| X Large |
| Large |
| Medium |
| Small |


MATERIALS:
Polyester
Heatset,



Posterior Sling P120

| Sizes Available |
|-----------------|
| Large |
| Medium |

MATERIALS:
Polyester
Heatset,



Dual Access P115/P115S

| Sizes Available |
|-----------------|
| Large |
| Medium |
| Small |
| Junior |
| Child |

MATERIALS:
Polyester
Heatset,
Mesh

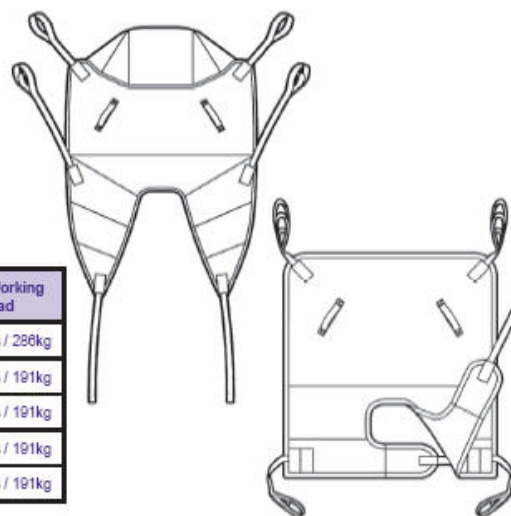
Other Slings

Patient Specific - Universal or Hammock

The patient specific sling has been designed to help reduce cross infection in Hospitals. When a patient is admitted to Hospital, he/she is issued with a sling, their name, hospital no. and the date is written on the sling label and no other patient will use that sling thereby reducing the risk of infection being passed from one patient to another. When the sling becomes dirty, shows excessive signs of wear and tear or is no longer required it can be disposed of. The sling is designed not to be washed.



| Sizes Available | Safe Working Load |
|-----------------|-------------------|
| Large | 45 Stones / 286kg |
| Medium | 30 Stones / 191kg |
| Small | 30 Stones / 191kg |
| Junior | 30 Stones / 191kg |
| Child | 30 Stones / 191kg |



Full Support Standing Harness

This unique design has been developed as assistance for physiotherapy & rehabilitation. It gives maximum support while assisting in the raising of a person from the seated to a standing position, whilst firm support against the knees is provided, either by a standing frame, a bed or assistant. It can also be used as a walking aid.



| Sizes Available | Safe Working Load |
|-----------------|-------------------|
| Large | 45 Stones / 286kg |
| Medium | 30 Stones / 191kg |
| Small | 30 Stones / 191kg |

OPTIONS

Neck Roll

The neck roll gives full support to the neck area whilst being transferred; it has three adjustments and can be used in conjunction with the Westholme Range of slings

Extension Straps

These have been designed to increase the length of the sling straps to facilitate both hoisting from the floor or to provide extra space between the client and the carry bar. They are extremely easy to apply and remove.

Bathing Options

Polyester heatset fabric will allow water to pass through it and the removal of foam in the leg sections decreases dripping and improves drying time. Where extra support in leg sections is required, the section can be padded with plastazote foam, a closed cell foam that does not allow absorption of water.

Extra Comfort Padding

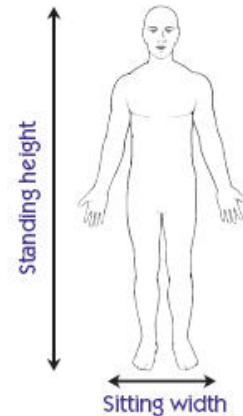
Extra comfort padding covered with dartex (bio compatible wipeable fabric) can be added to whole section or small parts to accommodate specific needs.



Sling Sizing Guide

Please note, this table is an approximate guideline only

| Sling Size | Sitting Width | Standing Height | Weight |
|------------|---------------|-----------------|------------------------------|
| Childs | 20 - 25 cm | 80 - 110 cm | 3 - 5 stone / 19 - 32 kg |
| Junior | 24 - 29 cm | 100 - 140 cm | 4 - 7 stone / 25 - 44 kg |
| Small | 28 - 35 cm | 138 - 155 cm | 6 - 10 stone / 38 - 64 kg |
| Medium | 34 - 44 cm | 150 - 191 cm | 8 - 17 stone / 51 - 108 kg |
| Large | 43 - 54 cm | 150 - 191 cm | 17 - 25 stone / 108 - 159 kg |
| X Large | 53 - 64 cm | 150 - 191 cm | 25 - 30 stone / 159 - 191 kg |
| XX Large | 63 - 74 cm | 150 - 191 cm | 30 - 36 stone / 191 - 229 kg |



SLING COMPATIBILITY

Most hoist manufacturers in the UK recommend the use of their own slings. Whilst this does reduce the risk of non-compatibility, it also reduces flexibility when assessing an individual clients needs. Westholme follow guidelines from the BHTA who recommend a sling be assessed as compatible with a hoist, for which a risk assessment should be conducted. For a copy of these guidelines, please contact Westholme or BHTA.

ASSESSMENT & SPECIAL SLINGS

If a patient has special needs and requires a non-standard sling, you can utilise our tailor made sling service, based here in the UK. Our advisors will carry out a full sling assessment followed by a quotation. For repeat specials our state of the art facilities will hold a record of any special we manufacture which can be reproduced at a later date without a further assessment being required.

Care Instructions

Recommended washing temperature 72°C using mild soap solution. (Can be washed to 95°C where necessary although some minor distortion and/or discolouration may occur). Slings will air dry quite quickly in a warm room and may be CAREFULLY tumble dried on a cool [60°C] setting.

Further Product Options

WESTHOLME HOISTS

Detailed Information on our Mobile and Ceiling Track Hoists can be found in Westholme's dedicated Hoist brochure

CARRY BARS

Paediatric width, bariatric width and bespoke carry bars can be supplied with ceiling track hoist systems. Spreader bars are also available to fit on standard six hooked carry bars.



HOIST WEIGH SCALE

The Westholme Hoist Scale fits easily onto any ceiling track or mobile hoist that has a hook style carry bar, it has an electronic digital read out and an integrated BMI function. The scale has a maximum weight limit of 200kg (31 stone).

The scale has an internal rechargeable battery and is supplied with a rechargeable battery charger.



Ask about our other products

Hoists
Shower/ Toilet/ Commode Chairs
Shower Stretchers and Trolleys
Moving and Handling Equipment

Assisted Baths
Stairlifts
Beds & Pressure Reduction
Wash & Dry WCs

