

Siena

for straight staircases



150
1867 • 2017

Stannah

I wasn't sure that a stairlift would fit on my narrow stairs but, with its slimline rail and the option of a narrow chair, my Siena fits just perfectly.

Make a step change

If a Stannah stairlift could make life easier, why wait?

Life is better when you have the energy to do the things you want to do, like enjoying a visit from the grandchildren or entertaining friends. Our experience has taught us that the sooner a stairlift is installed, the sooner you will be able to start enjoying the things you love doing. Just think how a Stannah stairlift could make your day-to-day life easier.

A stairlift that's right for you and your home.

We know that not all homes are the same. If you think your stairs are unsuitable for a stairlift, we think you might be pleasantly surprised.

- Our slimline rails and fold-away chairs make the best use of available space, leaving enough room for others to use the staircase.
- Contrary to popular belief our rails are fitted to the staircase and not the wall – ensuring minimal mess and bother.
- Installation is quick and easy.

“We are delighted with our Stannah stairlift, it has been life changing.”

Mr W, Staffordshire



Over 500,000 stairlifts sold globally

A company you can trust

We are a British, family-run company and have been for five generations. The current managing directors are the great, great grandchildren of Joseph Stannah, who started the company in the 1860s. His engineering principles and strong family values run as true today as they always have.

Now, 150 years later, we have manufactured more than 500,000 stairlifts and installed products in over 40 countries. The half-million milestone was commemorated with a visit from HRH The Prince of Wales – a proud day for all those who work at Stannah.

The Siena

Our new Siena stairlift combines fresh, contemporary styling with the best in stairlift engineering. The simple contours along with five classic colour options make the Siena a smart and practical addition to any home.

The Siena comes with a slimline rail that make the best use of space and with easy fold – just fold the arms then the seat, which is linked to the footrest, and the chair neatly folds away - so you can continue to use the stairs as usual if and when you want to.



Standard arm width



Narrow arm width

Key features

1. Seat-to-footrest link

When not in use, your Siena stairlift can be folded away by folding the seat and arms. The footrest will automatically fold with the seat. There's no awkward bending down, which is particularly useful when at the top of the stairs.

2. Swivel seat

Using the levers enables you to swivel the seat easily, making it simpler to get off the chair. Alternatively, you can choose to have a powered swivel seat, which turns the chair to face the landing automatically.

3. Safety edges

In the event that something obstructs the stairlift, sensors on the edge of the carriage and footrest will automatically bring the stairlift to a safe stop.

4. Seatbelt

Choose a seatbelt to suit your style and buckle up for added security (retractable seatbelt shown – optional extra).



5. Easy-to-use controls

Effortlessly ride the Siena using our simple, intuitive controls that have been designed for those with less dexterity. They work with the lightest of touches, and can be operated using your hand, arm or wrist.



6. Wall controls

Ideal for when you need to summon your stairlift from another floor, or perhaps send it up or down to someone else who wants to use it.

“The staff were professional and friendly, I felt comfortable having them in my home.”

Mrs L, Lancashire



Using your Siena

The simple-to-use Siena stairlift has been designed to make your life easier and will help you to rediscover your independence. This step-by-step guide demonstrates some of its key features.



1. The wall-mounted controls at the top and bottom of the stairs make it easy to call the stairlift whether you are upstairs or down.



2. Simply unfold the seat and the arms. The seat-to-footrest link will automatically lower the footrest down too.



3. Once unfolded, make yourself comfortable in the seat. Fasten your seatbelt for extra security.



4. Gently apply pressure to the control in the direction you wish to travel and your Siena will glide smoothly up or down the stairs.



5. When at the top of the stairs, the footrest will stop level with your landing. You can then swivel the chair to face the landing to alight safely.



6. For added safety, the Siena can remain in the swivelled position to form a barrier at the top of the stairs.



7. When not in use, your Siena folds neatly against the wall, giving you and others plenty of space.

Your Siena - tailored for you

Standard Package



Straight silver rail

In addition to the standard package, you can choose from a range of other optional extras that will ensure your Siena is just right for you. Our sales consultant will guide you through the various options available to you.



Seatbelt



Manual swivel seat



Light-touch control

☐ Left hand ☐ Right hand



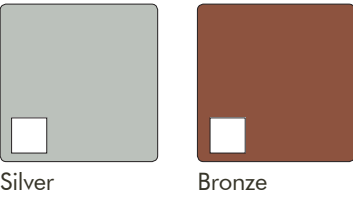
Seat-to-footrest link

Upholstery colours


Vinyl upholstery



Straight rail colours




Rail start



Inclined

Rail finish



Inclined

Optional extras

Swivel



☐ Powered

Control



Rudder style control

☐ Left hand ☐ Right hand

Seatbelt



☐ Retractable seatbelt



☐ Diagonal lap harness



☐ Five-point harness

Folding



☐ Powered footrest button

